




"One benefit of summer was that each day we had more light to read by"
Jeanette Wells

Walk Safety

Walking is a great way to get places and learn about your local area. Park the car a couple of blocks from your centre and explore the streets along your way. Look for incidental learning opportunities like counting with the street numbers or naming the numbers you see. Observe plants, birds and other wildlife as you make your way to your centre.

SeeMore Says.....

Always use a crossing to cross the road.



Watch out for cars coming out of driveways.





*"And at the end of the day, your feet should be dirty,
your hair messy and your eyes sparkling." -Shanti*

Beach Safety

When at the beach we need to remember some simple things to stay safe. Selecting safe places to swim, on a patrolled beach between the flags is best. Aim to avoid sunburn by wearing your hat and approved sunsmart clothing combined with sunscreen on exposed areas.

Provide plenty of water and drinks to stay hydrated. Fresh fruit is also a great option!



Sun Safety


As we get closer to summer the weather improves and we take advantage of being outside. Remember to check the UV rating each day and wear appropriate sun protection when outside.

You can check the UV rating at www.sunsmart.com.au/uvalert/

SeeMore Safety on a Walk

Draw yourself with SeeMore - being safe and waiting for the car to back out of the driveway.


Name: _____



SeeMore Safety on a Walk

Draw yourself crossing the road with SeeMore and colour the traffic lights the correct colour.


Name: _____



SeeMore Safety at the Beach -

Draw a yourself and your family being safe at the beach.

Name: _____



SeeMore Safety at the Beach

Find the things which keep you safe and protected while playing on the beach and colour them in.

Name: _____

